

**Excerpts from
Massachusetts Department of Elementary and Secondary Education's
2011 School Profile for Parmenter Elementary School, Franklin, MA**

Full Profile for Parmenter and Profiles for all other schools and school districts in MA are
available at Profiles' homepage: <http://profiles.doe.mass.edu/>

Parmenter Contact Information

Thomas L Morris, Principal
.....

Mailing Address:	235 Wachusett Street Franklin, MA, 02038
Phone:	508-541-5281
Fax:	508-553-0894
Email:	morrist@franklin.k12.ma.us
NCES ID:	250501002519
MA School Type:	Public School
NCES School Reconstituted:	No
RTTT Grant Program:	No
School Title I Status:	Title I School (TA)
Organization Description:	Elementary School

02038.com

Enrollment Data

Enrollment by Race/Ethnicity (2011-12)			
Race	% of School	% of District	% of State
African American	1.3	1.5	8.3
Asian	4.2	3.9	5.7
Hispanic	3.8	2.0	16.1
Native American	0.4	0.3	0.2
White	87.8	90.6	67.0
Native Hawaiian, Pacific Islander	0.0	0.1	0.1
Multi-Race, Non-Hispanic	2.4	1.6	2.5

Enrollment by Gender (2011-12)			
	School	District	State
Male	224	3,014	488,736
Female	226	2,942	464,633
Total	450	5,956	953,369

Enrollment by Grade (2011-12)																	
	PK	K	1	2	3	4	5	6	7	8	9	10	11	12	SP	CT	Total
District	173	412	418	447	468	467	468	520	467	486	418	398	417	395	2	-	5,956
Parmenter	0	89	66	68	78	78	71	0	0	0	0	0	0	0	0	-	450

Indicators (2010-11)

	School	District	State
Grade 9-12 Dropout Rate	0.0	0.9	2.7
Attendance Rate	96.4	96.2	94.7
Average # of days absent	6.4	6.7	9.1
In-School Suspension Rate	0.0	0.4	3.5
Out-of-School Suspension Rate	0.0	1.6	5.6
Retention Rate	0.0	0.4	2.1
Graduation Rate	-	93.0	83.4
Truancy Rate	0.0	0.0	2.5

Selected Populations (2011-12)

Title	% of School	% of District	% of State
First Language not English	7.6	3.5	16.7
Limited English Proficient	4.4	1.3	7.3
Low-income	14.9	8.1	35.2
Special Education	13.8	15.6	17.0
Free Lunch	14.7	7.0	30.4
Reduced Lunch	0.2	1.1	4.8

Technology (2009-10)

	School	District	State
Students per "modern" Computer	4.1	4.0	3.3
Classrooms on the Internet (%)	100.0	100.0	99.9

2011 Mobility Rates

Student Group	Churn/Intake Enroll	% Churn	% Intake	Stability Enroll	% Stability
Aggregate	451	5.1	2.7	441	97.1
ELL	18	0.0	0.0	13	100.0
Special Education	72	8.3	2.8	71	93.0
Low Income	77	9.1	5.2	73	95.9
Black or Afr. Amer.	-	-	-	-	-
Asian	17	5.9	0.0	17	94.1
Hispanic	19	21.1	21.1	15	100.0
Amer. Ind. or Alaska Nat.	-	-	-	-	-
White	393	3.6	1.8	388	97.7
Nat. Haw. or Pacif. Isl.	-	-	-	-	-
Multi-race, Non-Hisp.	16	18.8	0.0	16	81.3

2010-11 Class Size by Gender and Selected Populations

Figures are unavailable because the district did not certify its Student Course Schedule data before the collection closed.

Teacher Data

Teacher Data (2010-11)

	School	District	State
Total # of Teachers	28.7	402.7	68,754.2
% of Teachers Licensed in Teaching Assignment	100.0	99.5	97.5
Total # of Classes in Core Academic Areas	158	1,753	335,925
% of Core Academic Classes Taught by Teachers Who are Highly Qualified	100.0	99.4	97.7
Student/Teacher Ratio	15.0 to 1	15.0 to 1	13.9 to 1

Staffing Data by Race, Ethnicity, Gender

	School	District	State
African American	0.0	1.8	4,063.7
Asian	1.0	5.0	1,444.5
Hispanic	0.0	3.9	4,089.2
White	51.3	635.7	112,579.1
Native American	0.0	1.0	122.9
Native Hawaiian, Pacific Islander	0.0	0.0	95.6
Multi-Race, Non-Hispanic	0.0	1.0	484.4
Males	2.1	100.1	24,355.6
Females	50.1	548.3	98,523.8
FTE Count	52.3	648.4	122,879.4

Staffing Age Report by Full-time Equivalent

Data not provided.

Teacher Program Area Report

	School	District	State
General Education	22.2	309.8	56,728.8
Special Education	5.9	73.6	8,839.4
Career Vocational Technical	0.0	2.6	2,011.6
English Language Learner	0.0	2.0	1,762.1
Totals	28.1	388.0	69,341.9

Assessment Data

MCAS Tests of Spring 2011

Percent of Students at Each Performance Level for Parmenter School

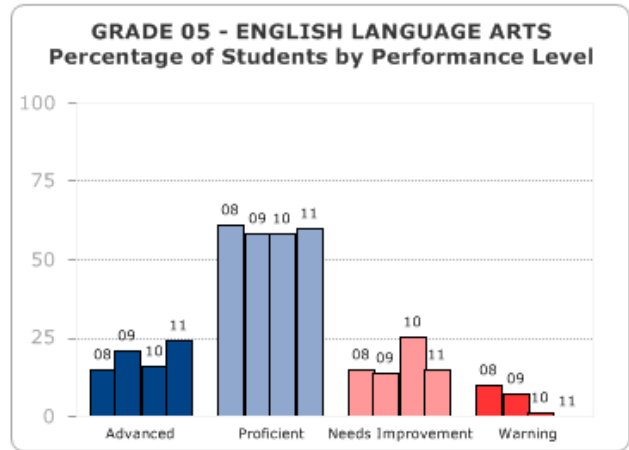
* NOTE: Performance level percentages are not calculated if student group less than 10.

Data Last Updated on September 30, 2011.

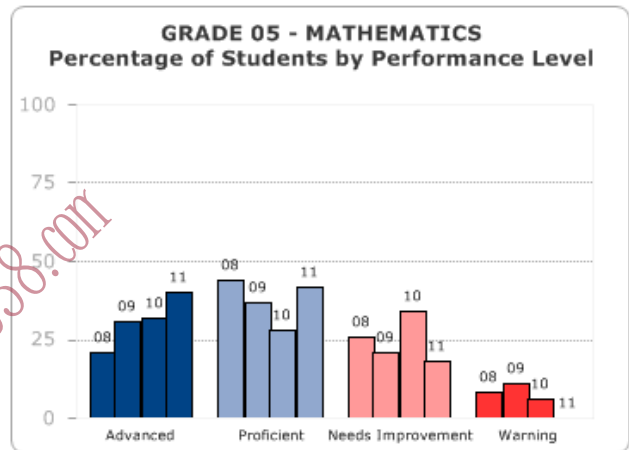
Grade and Subject	Proficient or Higher		Advanced		Proficient		Needs Improvement		Warning/ Failing		Students Included	CPI	SGP	Included in SGP
	SCHOOL	STATE	SCHOOL	STATE	SCHOOL	STATE	SCHOOL	STATE	SCHOOL	STATE				
GRADE 03 - READING	85	61	24	11	61	50	11	30	5	9	76	94.4	N/A	N/A
GRADE 03 - MATHEMATICS	85	66	43	14	42	52	9	25	5	10	76	94.7	N/A	N/A
GRADE 04 - ENGLISH LANGUAGE ARTS	66	53	16	10	50	43	23	35	11	12	70	89.6	59.0	65
GRADE 04 - MATHEMATICS	63	47	30	15	33	32	28	42	9	11	69	90.2	63.0	63
GRADE 05 - ENGLISH LANGUAGE ARTS	84	67	24	17	60	50	15	24	0	9	78	95.2	60.0	77
GRADE 05 - MATHEMATICS	82	59	40	25	42	34	18	26	0	15	78	93.3	49.0	77
GRADE 05 - SCIENCE AND TECH/ENG	72	50	26	14	46	36	26	36	3	15	78	88.5	N/A	N/A
ALL GRADES - ENGLISH LANGUAGE ARTS	78	69	21	17	57	52	16	23	5	8	224	93.2	59.5	142
ALL GRADES - MATHEMATICS	77	58	38	24	39	34	18	27	4	15	223	92.8	57.5	140

MCAS Annual Comparisons

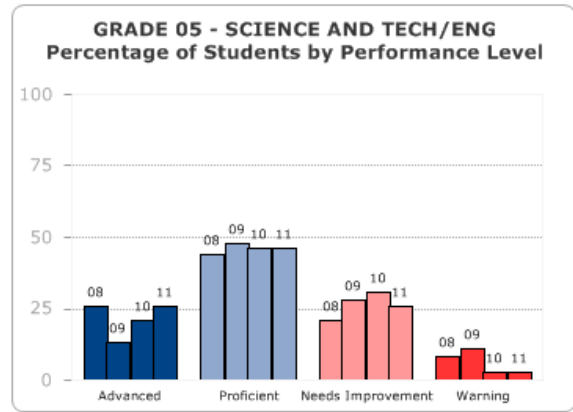
GRADE 05 - ENGLISH LANGUAGE ARTS				
PERFORMANCE LEVEL	2008	2009	2010	2011
ADVANCED	15	21	16	24
PROFICIENT	61	58	58	60
NEEDS IMPROVEMENT	15	14	25	15
WARNING	10	7	1	0



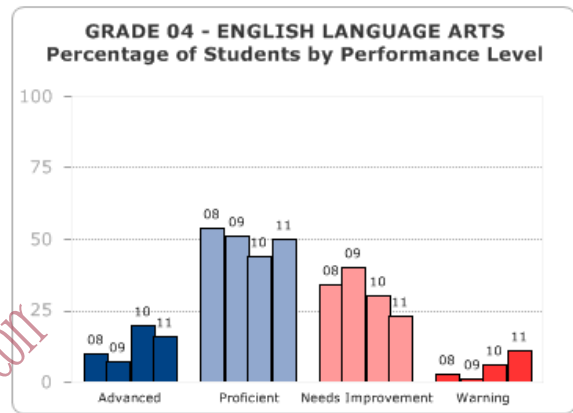
GRADE 05 - MATHEMATICS				
PERFORMANCE LEVEL	2008	2009	2010	2011
ADVANCED	21	31	32	40
PROFICIENT	44	37	28	42
NEEDS IMPROVEMENT	26	21	34	18
WARNING	8	11	6	0



GRADE 05 - SCIENCE AND TECH/ENG				
PERFORMANCE LEVEL	2008	2009	2010	2011
ADVANCED	26	13	21	26
PROFICIENT	44	48	46	46
NEEDS IMPROVEMENT	21	28	31	26
WARNING	8	11	3	3

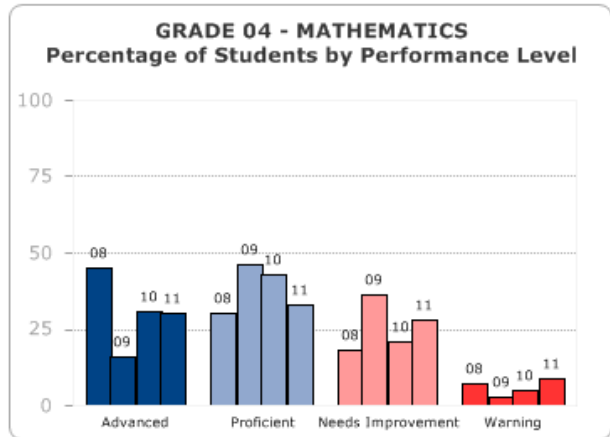


GRADE 04 - ENGLISH LANGUAGE ARTS				
PERFORMANCE LEVEL	2008	2009	2010	2011
ADVANCED	10	7	20	16
PROFICIENT	54	51	44	50
NEEDS IMPROVEMENT	34	40	30	23
WARNING	3	1	6	11

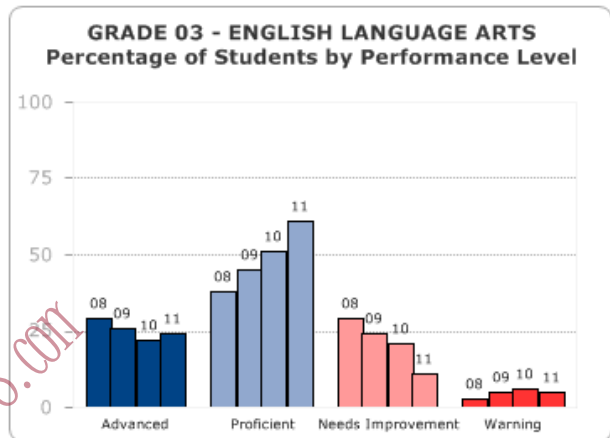


02038.com

GRADE 04 - MATHEMATICS				
PERFORMANCE LEVEL	2008	2009	2010	2011
ADVANCED	45	16	31	30
PROFICIENT	30	46	43	33
NEEDS IMPROVEMENT	18	36	21	28
WARNING	7	3	5	9



GRADE 03 - ENGLISH LANGUAGE ARTS				
PERFORMANCE LEVEL	2008	2009	2010	2011
ADVANCED	29	26	22	24
PROFICIENT	38	45	51	61
NEEDS IMPROVEMENT	29	24	21	11
WARNING	3	5	6	5



02038.com

GRADE 03 - MATHEMATICS				
PERFORMANCE LEVEL	2008	2009	2010	2011
ADVANCED	37	32	36	43
PROFICIENT	38	45	39	42
NEEDS IMPROVEMENT	22	14	17	9
WARNING	3	9	8	5

